

Original Tissue Marking Dyes

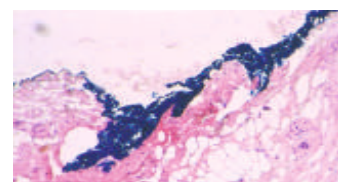
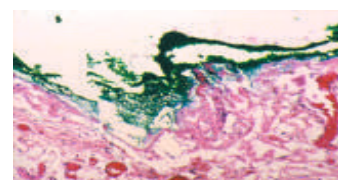
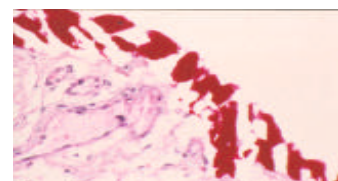
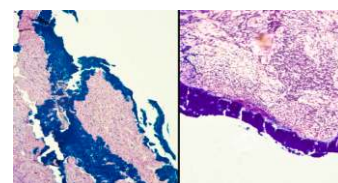


Davidson Marking System® tissue marking dyes

are the highest quality tissue dyes available and have been in use for over 30 years. Used by the top cancer hospitals in the USA and enjoy wide acceptance in hospitals, clinics and research facility around the world.

Davidson Marking Dyes are a permanent dye used to mark and orientate surgical and other tissue specimens. DMS dyes are most suitable for used in MOHS or any other application requiring the orientation of tissue specimens. DMS tissue dyes are also appropriate for marking small individual samples like prostate biopsies or punch biopsies.

- ☑ Permanently mark tissue for orienting and for other tissue marking applications
- ☑ Helpful in processing multiple specimens in a single cassette
- ☑ Appropriate for both fresh and frozen tissue processing,
- ☑ Can be used pre- or post formalin fixing.
- ☑ Permanent dye does not fade after processing
- ☑ Available in Green, Yellow, Black, Red, Blue, Orange, Violet and Lime color
- ☑ All colors can be easily distinguished from each other and visible under microscope.
- ☑ Supplied in either kit or single bottles, available in convenient pack size



Economical, Efficient, Visible, Reliable and Safe

Please visit our website www.bradleyproducts.com for Instruction videos and additional product information

Manufactured By: _____



Bradley Products, Inc.
1700 West 94th Street
Bloomington, MN 55431-2300 US

Exclusively Marketed In India By: _____



Fugen Biomed
11, Dharmabhakti complex, Khushalvadi,
Jamalpure, Navsari, Gujarat 396445
Ph.: +91 909 909 5565 | Email: contact@fugenbiomed.com